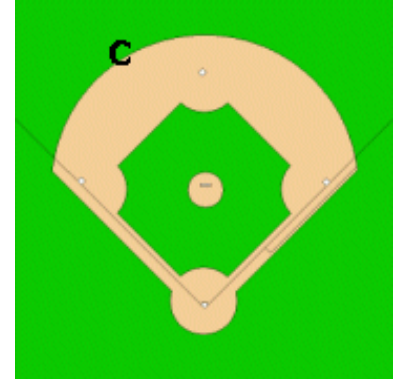
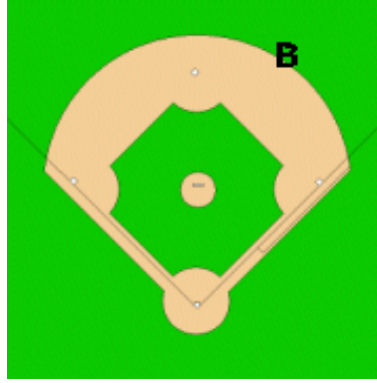
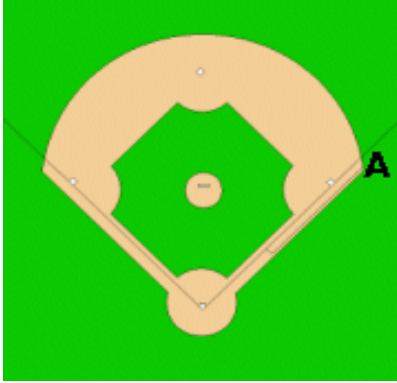


BASE UMPIRE OVERVIEW



Base Umpire	Position A	Position B	Position C
Starting Location	12 ft. Behind First	Outfield Grass Line Behind the 2 nd Basemen Adjust position to get clear of fielder	Outfield Grass Line Behind Shortstop Adjust position to get clear of fielder
When	No Runners On	Runner On First Only	All Other Combinations: Runner On Second Runner On Third Runners On First and Second Runners On First and Third Runners On Second and Third Runners On 1 st , 2 nd , and 3 rd
Responsibilities	All plays at 1 st , 2 nd , or 3 rd base on the batter-runner	Steal of second base Pickoff attempt of R1 All plays at 1 st , 2 nd , or 3 rd base on R1 and the batter-runner	All steals Pickoff attempts (pay close attention to catcher throws to 3 rd when R3 takes long lead) All plays at 1 st , 2 nd , or 3 rd base on R1, R2, R3, and/or the batter-runner Tag ups of R2 and R3 for ball to right field and center
Movement	On ground ball to infield, move into dirt, ~ 10 ft from bag, at 90° to throw On ball to outfield, turn to see ball, move to infield grass, 2 nd base side of 1 st base cutout. Staying in grass and parallel to baseline, follow batter-runner to 2 nd and 3 rd base, as required	On steal of 2 nd base, move into dirt for better view On ground ball to infield, step forward into dirt area for play at 1 st , 2 nd , or double play On ball to outfield, turn to see ball; move to infield grass at 2 nd base cutout; Follow R1 to 3 rd while checking over shoulder for play on batter-runner	On steals, step forward into dirt for better view On ground ball to infield, step forward into dirt for better view For ball to outfield, turn to see ball; move to infield grass on 3 rd base side of 2 nd base cutout; On fly balls to right field and center, move quickly to best position to view catch and tag ups of R2 and R3 (verrrry tricky)